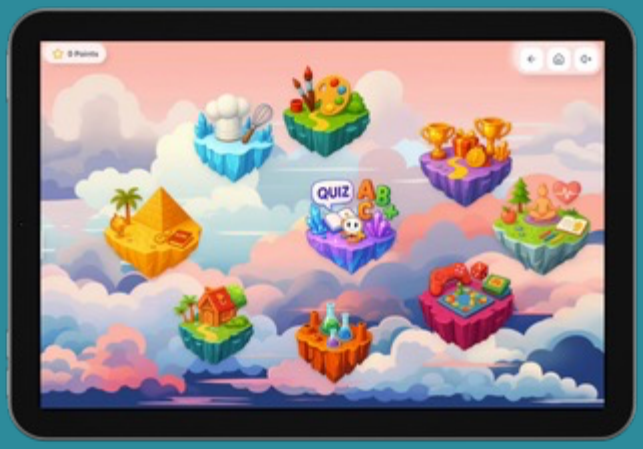

Sukindi
LEARNING

Homework without the hassle

Sukindi is an Australian learning platform that supports Teachers, Parents and Students with an interactive homework app and downloadable resources.

Scan to start your free 7-day trial

www.sukindi.com.au

Fractions - Year 2

Table of Contents

Presentation: Fractions	
Classroom Display: Fractions Learning Mat	
Activity: Fraction Match-Up Cards	
Game: Fraction Finder Trail	
Worksheet: Handy Halves	
Worksheet: Quarter Quest	
Worksheet: Eighth Explorers	
Worksheet: Model Match Fractions	
Worksheet: Fraction Story Problems	
Worksheet: Pick Your Pizza	
Quiz: Fractions	
Assessment: Fractions Check-In	
Rubric: Fractions	

Fractions
Learning Mat

1 Equal parts

Fractions show equal parts of a whole or equal groups in a collection.

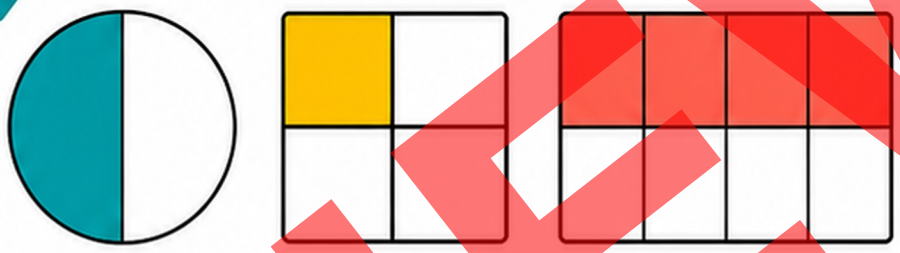

2 Read it

$\frac{1}{2}$



one half

$\frac{1}{4}$

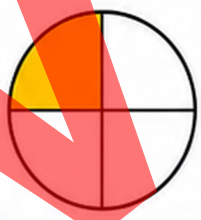

one quarter

$\frac{1}{8}$

one eighth

3 Show it

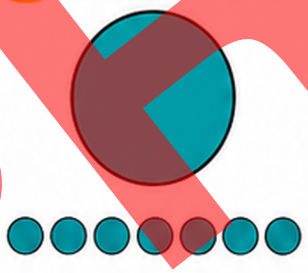

halves

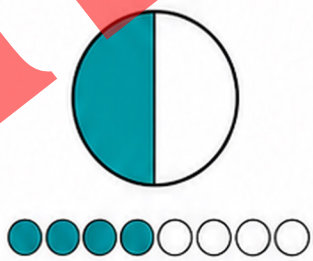

quarters

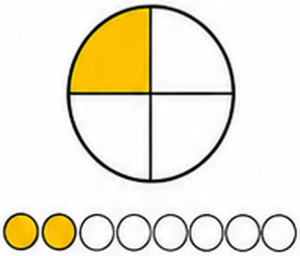

eighths

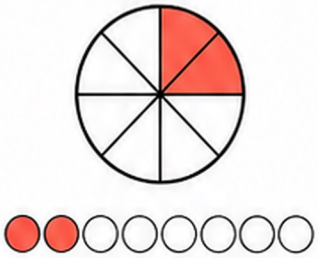

4 Check it

Are the parts equal? How many parts are shaded?

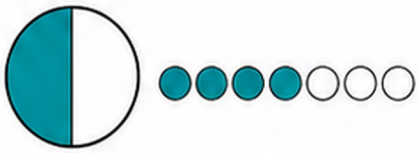

4 of 8 shaded
= one half

2 of 8 shaded
= one quarter

PREVIEW

Sukindi LEARNING

Fraction Match-Up Cards

Cut out the cards.
Match each fraction, word name and model.

1 $\frac{1}{2}$	2 one half	3 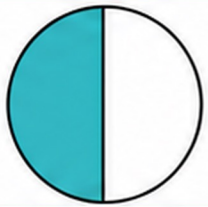
4 $\frac{1}{4}$	5 one quarter	6
7 $\frac{1}{8}$	8 one eighth	9 
10 $\frac{2}{4}$	11 two quarters	12
13 $\frac{4}{8}$	14 four eighths	15
16 1 whole	17 one whole	18 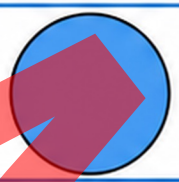

FREE PREVIEW
Sukindi LEARNING

Fraction Finder Trail

START

1. $\frac{1}{2}$
2. $\frac{1}{4}$
3. $\frac{1}{8}$
4. 1 whole
5. $\frac{2}{4}$
6. $\frac{4}{8}$
7. $\frac{3}{4}$
8. $\frac{2}{8}$
9. half of 6 counters
10. quarter of 8 counters
11. eighth of 8 counters
12. one whole
13. $\frac{1}{2}$ model
14. $\frac{1}{4}$ model
15. $\frac{1}{8}$ model
16. $\frac{4}{4}$ whole model

FINISH

How to play

1. Roll a die.
2. Move from START.
3. Name the fraction.
4. Explain how you know.

Fractions to find

whole, half, quarter, eighth

Sukindi LEARNING

Handy Halves

Name: _____

A half means 2 equal parts. Complete each task.

1 Shade one half of each shape.



2 Circle half of each collection.



3 Is it half?

Tick the shapes that show two equal halves. Cross the shapes that do not.

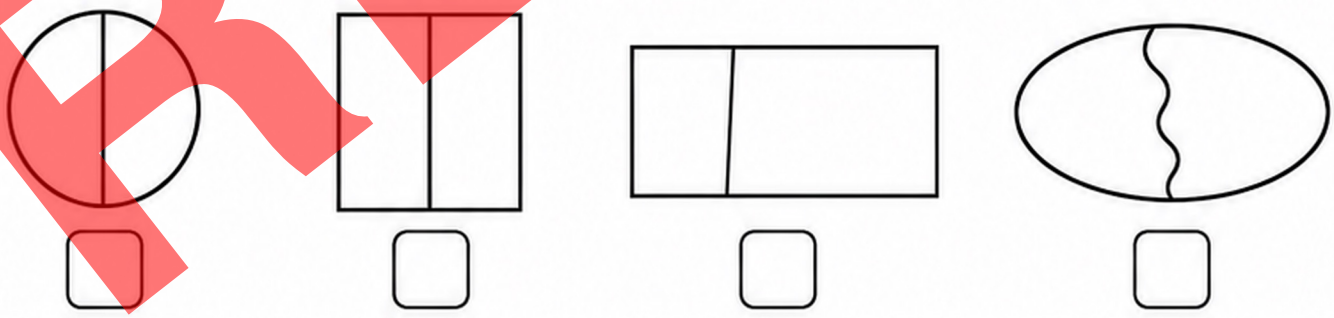

4 Challenge

Half of 12 is _____.

Draw a picture to prove it.

PREVIEW

Sukindi LEARNING

Handy Halves

Name: ANSWERS

A half means 2 equal parts. Complete each task.

1 Shade one half of each shape.



2 Circle half of each collection.



3 Is it half?

Tick the shapes that show two equal halves. Cross the shapes that do not.

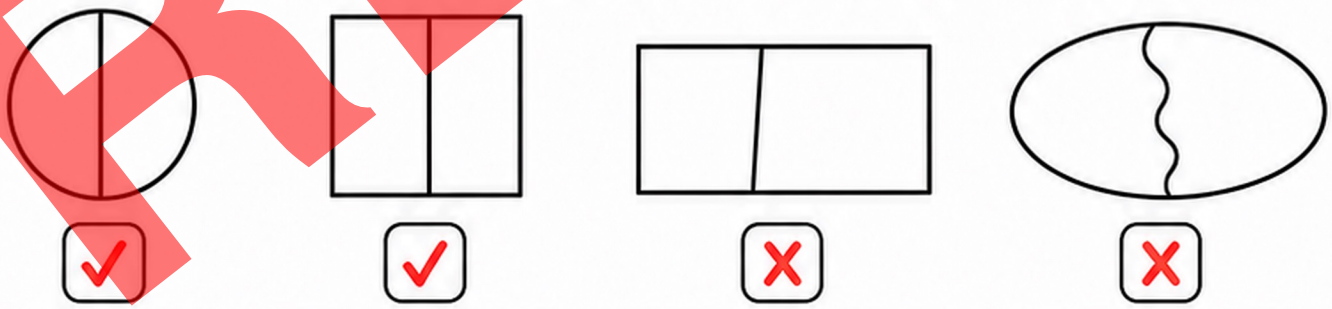

4 Challenge

Half of 12 is 6.

Draw a picture to prove it.



PREVIEW

Sukindi LEARNING

Quarter Quest

Name: _____

A quarter means 4 equal parts. Complete each task.

1 Shade one quarter of each whole.

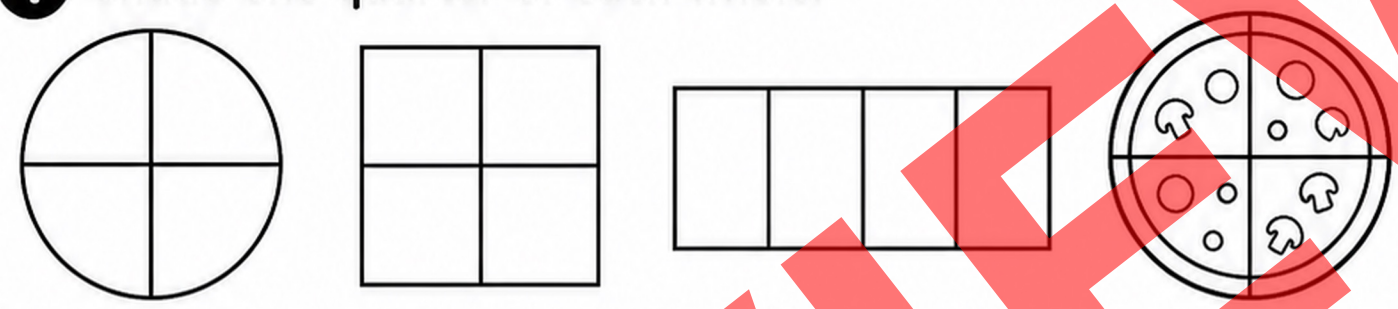

2 Circle the shapes split into quarters.

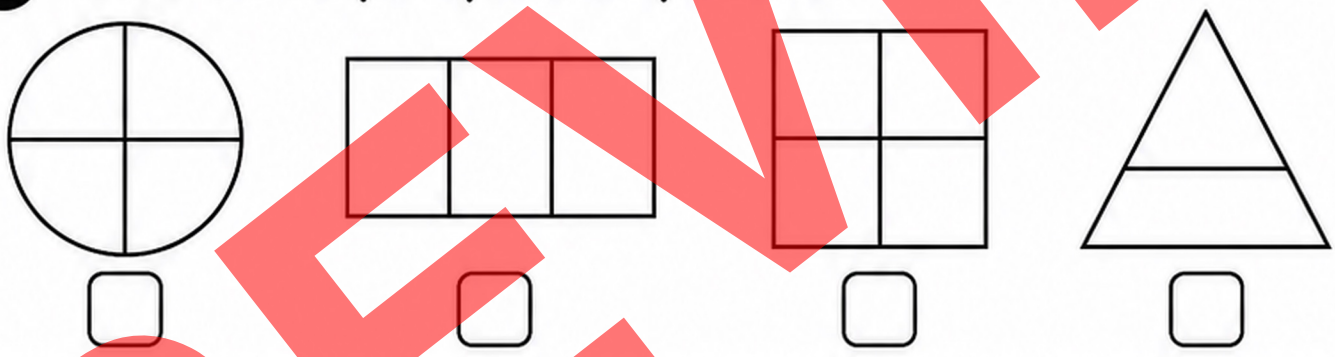

3 Find one quarter of each collection.

$\frac{1}{4}$ of 8 counters is _____.

$\frac{1}{4}$ of 12 shells is _____.



$\frac{1}{4}$ of 16 dots is _____.



4 Think

Four quarters make _____ whole.

PREVIEW

Sukindi LEARNING

Quarter Quest

Name: ANSWERS

A quarter means 4 equal parts. Complete each task.

1 Shade one quarter of each whole.

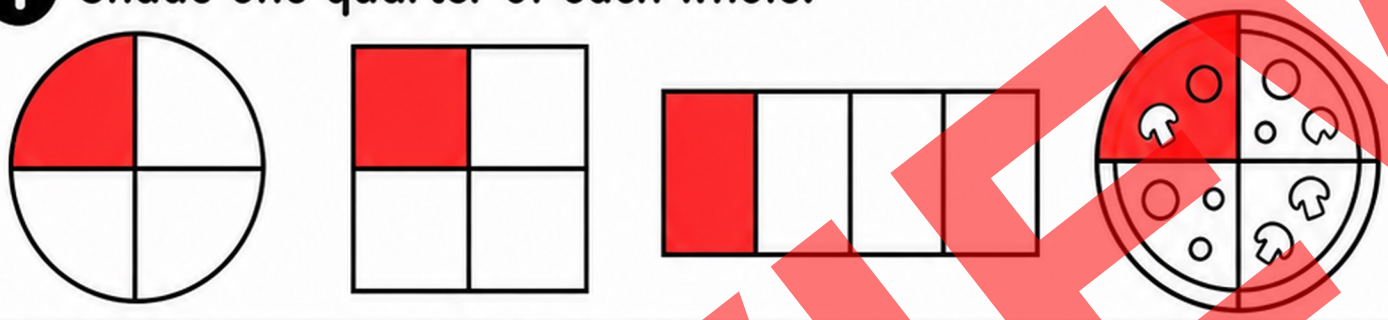

2 Circle the shapes split into quarters.

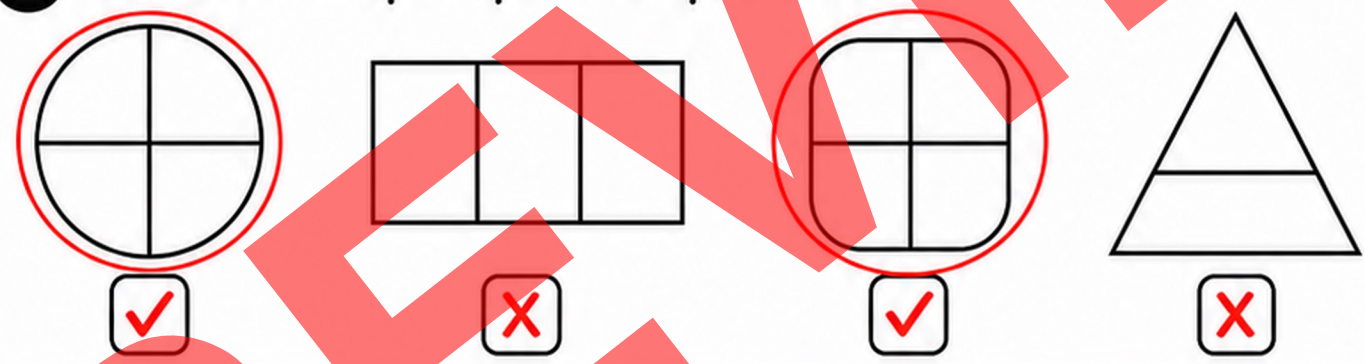

3 Find one quarter of each collection.

$\frac{1}{4}$ of 8 counters is 2.

$\frac{1}{4}$ of 12 shells is 3.

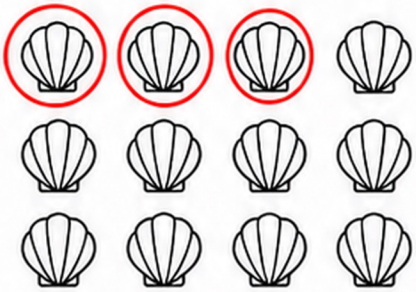

$\frac{1}{4}$ of 16 dots is 4.



4 Think

Four quarters make 1 whole.

PREVIEW

Sukindi LEARNING

Eighth Explorers

Name: _____

An eighth means 8 equal parts. Complete each task.

1 Shade one eighth of each whole.

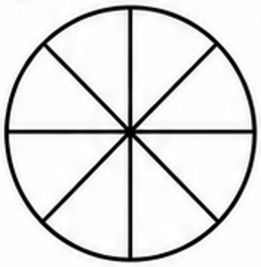

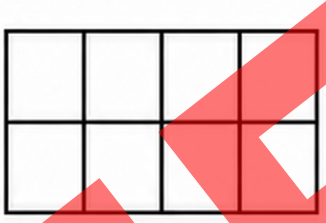

2 Which models show eighths?

Circle the models split into 8 equal parts.



3 Fractions of a collection

$\frac{1}{8}$ of 8 buttons is _____.



$\frac{2}{8}$ of 8 buttons is _____.



$\frac{4}{8}$ of 8 buttons is _____.

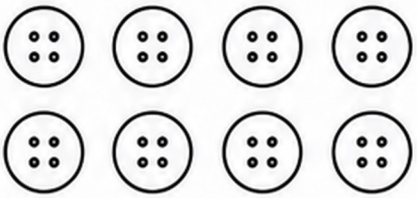

4 Challenge

Four eighths is the same amount as _____.

$\frac{4}{8}$

$\frac{1}{2}$

PREVIEW

Sukindi LEARNING

Eighth Explorers

Name: ANSWERS

An eighth means 8 equal parts. Complete each task.

1 Shade one eighth of each whole.

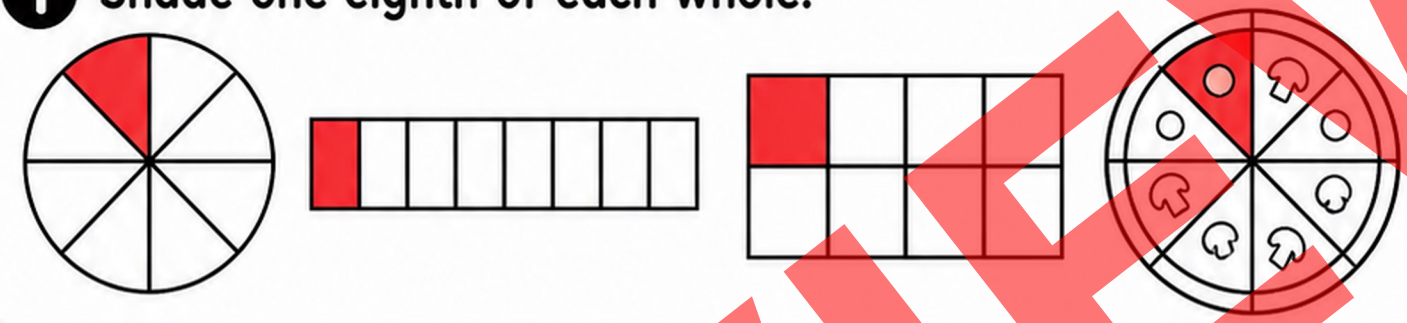

2 Which models show eighths?

Circle the models split into 8 equal parts.

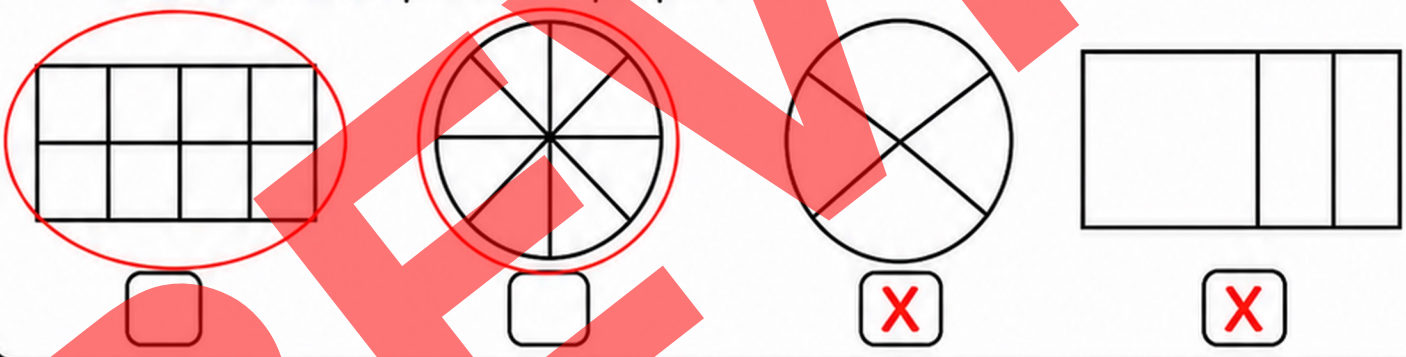

3 Fractions of a collection

$\frac{1}{8}$ of 8 buttons is 1.



$\frac{2}{8}$ of 8 buttons is 2.



$\frac{4}{8}$ of 8 buttons is 4.



4 Challenge

Four eighths is the same amount as one half.

$\frac{4}{8}$ $\frac{1}{2}$

$4/8 = 1/2$

PREVIEW

Sukindi LEARNING

Model Match Fractions

Name: _____

Look at each model. Write the fraction and word name.

1 Name each model.

1.	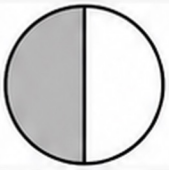	Fraction: _____	Word name: _____
2.		Fraction: _____	Word name: _____
3.		Fraction: _____	Word name: _____
4.		Fraction: _____	Word name: _____
5.		Fraction: _____	Word name: _____

2 Equal amounts

Circle the models that show the same amount as one half.

A 

B 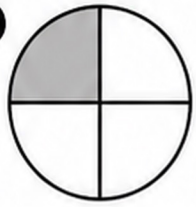

C 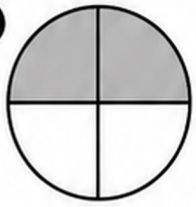

D 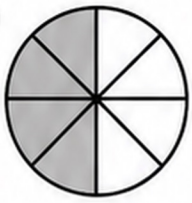

3 Explain

How do you know $\frac{2}{4}$ can match one half?

_____

_____

_____

PREVIEW

Sukindi LEARNING

Model Match Fractions

Name: ANSWERS

Look at each model. Write the fraction and model.

1 Name each model.

1.		Fraction: $\frac{1}{2}$	Word name: one half
2.		Fraction: $\frac{1}{4}$	Word name: one quarter
3.		Fraction: $\frac{1}{8}$	Word name: one eighth
4.		Fraction: $\frac{2}{4}$	Word name: two quarters
5.		Fraction: $\frac{4}{8}$	Word name: four eighths

2 Equal amounts

Circle the models that show the same amount as one half.

A

B 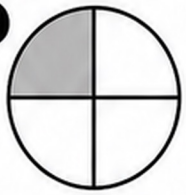

C 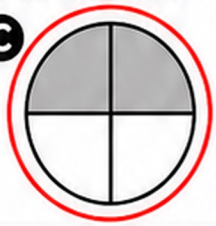

D 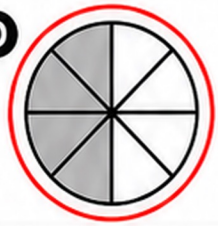

3 Explain

How do you know $\frac{2}{4}$ can match one half?

2 of 4 equal parts is the same amount as 1 of 2 equal parts.

PREVIEW

Sukindi LEARNING

Fraction Story Problems

Name: _____

Draw equal groups to solve each problem.

1 Mia has 10 strawberries. She shares half with a friend. How many strawberries does her friend get?

Answer: _____

Draw here

2 Leo finds 12 shells. One quarter are stripy. How many shells are stripy?

Answer: _____

Draw here

3 A jar has 16 buttons. One eighth are star buttons. How many star buttons are there?

Answer: _____

Draw here

4 There are 8 balloons. Two quarters are blue. How many balloons are blue?

Answer: _____

Draw here

5 There are 8 cookies. Four eighths have sprinkles. How many cookies have sprinkles?

Answer: _____

Draw here

Explain: Why must the groups be equal?

_____

_____

PREVIEW

Sukindi LEARNING

Fraction Story Problems

Name: ANSWERS

Draw equal groups to solve each problem.

1 Mia has 10 strawberries. She shares half with a friend. How many strawberries does her friend get?

Answer: 5

Draw here

2 Leo finds 12 shells. One quarter are stripy. How many shells are stripy?

Answer: 3

Draw here

3 A jar has 16 buttons. One eighth are star buttons. How many star buttons are there?

Answer: 2

Draw here

4 There are 8 balloons. Two quarters are blue. How many balloons are blue?

Answer: 4

Draw here

5 There are 8 cookies. Four eighths have sprinkles. How many cookies have sprinkles?

Answer: 4

Draw here

Explain: Why must the groups be equal?

Groups must be equal so each fraction part is fair and the same size.

PREVIEW

Sukindi LEARNING

Pick Your Pizza

Name: _____

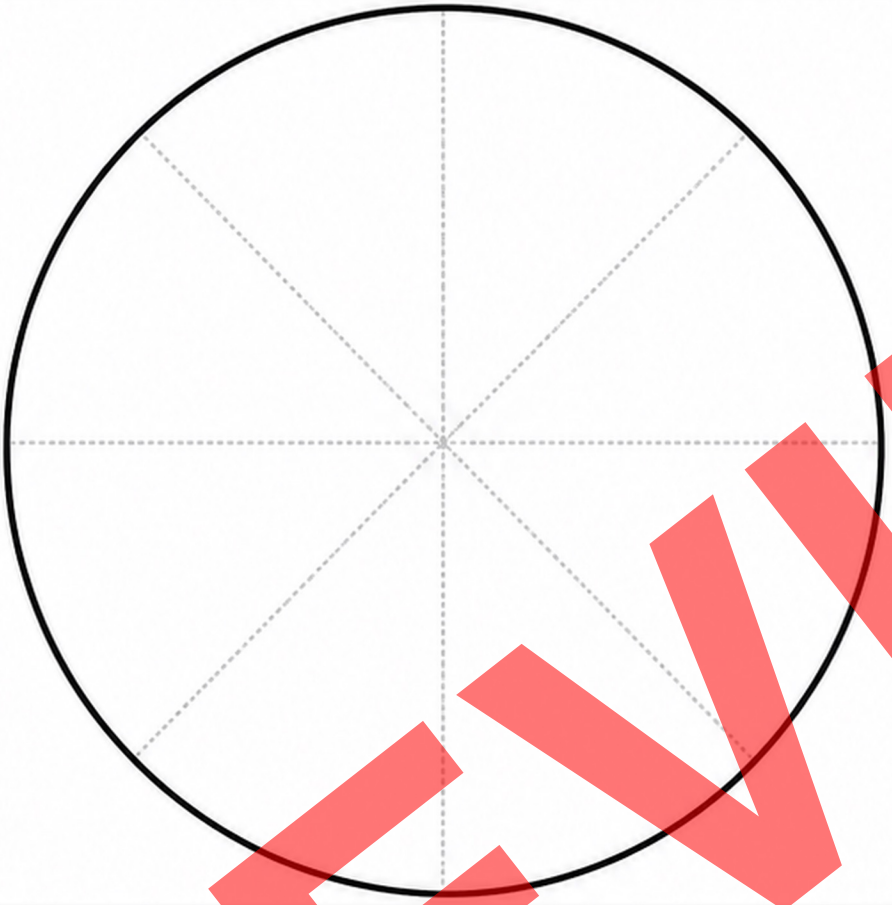

1 Task 1:

Split the pizza into equal parts.

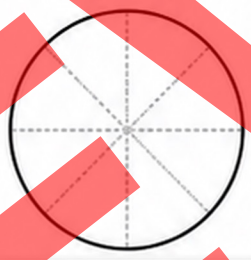

2 Task 2:

Add toppings to show these fractions.

Toppings list:

$\frac{1}{2}$ cheese

$\frac{1}{4}$ tomato

$\frac{1}{8}$ mushrooms

$\frac{1}{8}$ capsicum

3 Task 3: Write about your pizza.

- I split my pizza into _____ equal parts.
- The fraction with the most topping is _____.
- The fraction with the least topping is _____.

Challenge: How do you know the parts are equal?

PREVIEW

Sukindi LEARNING

Fractions Check-In

Name: _____ Date: _____

Show what you know about fractions.

1 Circle the shapes split into equal parts.

A

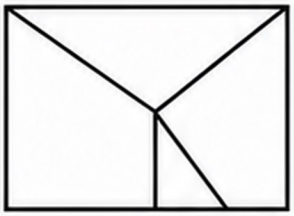

B

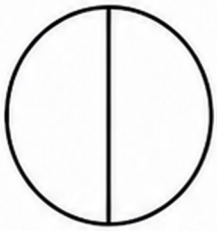

C

D



2 Write the fraction shown.

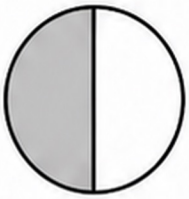

_____



_____

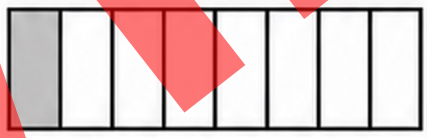

_____

3 What is $\frac{1}{2}$ of 8?

Answer: _____.

Draw a picture to prove it.

4 What is $\frac{1}{4}$ of 12?

Answer: _____.

Draw a picture to prove it.

5 Draw a rectangle split into 4 equal parts. Shade one part.

6 Complete the sentence.

$\frac{4}{8}$ is the same amount as _____.

PREVIEW

Sukindi LEARNING

Fractions Check-In

Name: ANSWERS Date: _____

Show what you know about fractions.

1 Circle the shapes split into equal parts.

A

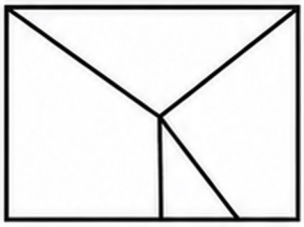

B

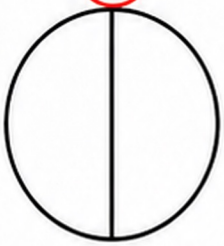

C

D



2 Write the fraction shown.

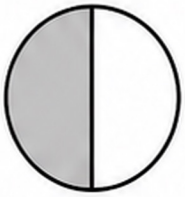

$\frac{1}{2}$



$\frac{1}{4}$



$\frac{1}{8}$

3 What is $\frac{1}{2}$ of 8?

Answer: 4.

Draw a picture to prove it.

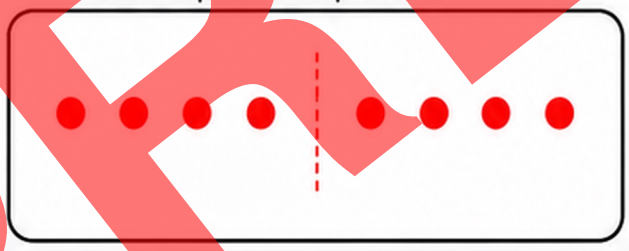

4 What is $\frac{1}{4}$ of 12?

Answer: 3.

Draw a picture to prove it.

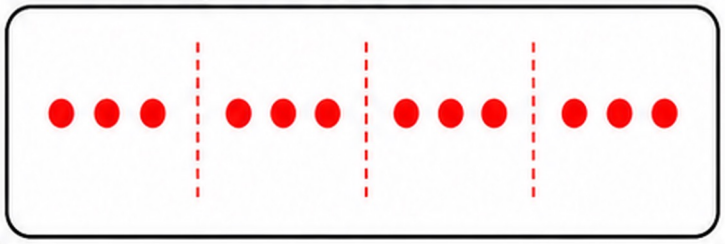

5 Draw a rectangle split into 4 equal parts. Shade one part.

6 Complete the sentence.

$\frac{4}{8}$ is the same amount as $\frac{1}{2}$.

PREVIEW

Sukindi LEARNING

Fractions - Year 2 Rubric

Assessing halves, quarters, eighths and equal parts

Criteria	BEGINNING	DEVELOPING	ACHIEVING	CONFIDENT	EXCEEDING
1. Equal parts	Needs support to tell if parts are equal.	Identifies some equal parts.	Identifies equal parts in familiar models.	Explains why parts are equal or unequal.	Justifies equal parts using clear maths language.
2. Fraction names and symbols	Names few fractions correctly.	Names halves and some quarters.	Matches $\frac{1}{2}$, $\frac{1}{4}$ and $\frac{1}{8}$ to models.	Reads and writes common fraction symbols accurately.	Connects symbols, words and models flexibly.
3. Fractions of collections	Needs support to share into equal groups.	Finds simple halves with support.	Finds halves, quarters and eighths of small collections.	Shows working with drawings or groups.	Explains the grouping strategy clearly.
4. Reasoning and communication	Gives limited explanation.	Uses some fraction words.	Explains answers using equal parts or groups.	Uses accurate fraction language in most tasks.	Gives clear examples and checks reasonableness.

PREVIEW

Sukindi LEARNING

Fractions
Year 2

PREVIEW

Sukindi
LEARNING

Learning Goal

We can recognise, name and show halves, quarters and eighths using equal parts.



PREVIEW

Fractions Need Equal Parts

A fraction shows equal parts of a whole or equal groups in a collection. Unequal parts are not fair fraction parts.

PREVIEW

One Half

One half means 1 of 2 equal parts. We write it as 1/2.

PREVIEW

One Quarter

One quarter means 1 of 4 equal parts. Four quarters make one whole.

PREVIEW

One Eighth

One eighth means 1 of 8 equal parts. Eight eighths make one whole.

PREVIEW

Words And Symbols

Read the symbol, say the word name, then check the model: 1/2

one half, 1/4 one quarter, 1/8 one eighth.

PREVIEW

Wholes And Collections

Fractions can show part of one whole shape or part of a collection, such as 1/4 of 12 shells.

PREVIEW

Sharing Collections

To find a fraction of a collection, make equal groups first. One quarter of 12 is 3 because 12 split into 4 equal groups gives 3.



PREVIEW

Compare Models

Different models can show the same amount. Two quarters and four eighths can both show one half.



PREVIEW

Measuring With Fractions

We can split lengths, strips and spaces into equal parts to describe halves, quarters and eighths.

PREVIEW

Check The Parts

Ask: Are the parts equal? How many equal parts are there? How many parts are shaded?

PREVIEW

Common Mix-Ups

A shape with four parts is not always quarters. The parts must be equal.



PREVIEW

Maths Talk

Use words like whole, half, quarter, eighth, equal parts, shaded and collection when explaining your thinking.

PREVIEW

Review

Name it, show it, check the equal parts and explain how you know.

PREVIEW

Great Work!

PREVIEW

Sukindi
LEARNING

Fractions Quiz

PREVIEW

Sukindi
LEARNING

Question 1

Question 1

Which fraction means one of two equal parts?

A. 1/2

B. 1/4

C. 1/8

D. 2/4

PREVIEW

Answer 1

Answer 1

A. 1/2

PREVIEW

Question 2

Question 2

True or false: A shape split into unequal parts shows fair fractions.



PREVIEW

Answer 2

Answer 2

False. Fraction parts must be equal.

PREVIEW

Question 3

Question 3

Write the fraction for one quarter.

PREVIEW

Answer 3

Answer 3

1/4

PREVIEW

Question 4

Question 4

A strip is split into 8 equal parts and 1 part is shaded. What fraction is shaded?

A. 1/2

B. 1/4

C. 1/8

D. 8/1

PREVIEW

Answer 4

Answer 4

C. 1/8

PREVIEW

Question 5

Question 5

What is half of 10?

PREVIEW

Answer 5

Answer 5

5

PREVIEW

Question 6

Question 6

True or false: Two quarters can show the same amount as one half.

PREVIEW

Answer 6

Answer 6

True.

PREVIEW

Question 7

Question 7

Which model shows the same amount as one half?

A. 1/4

B. 4/8

C. 1/8

D. 1 whole

PREVIEW

Answer 7

Answer 7

B. 4/8

PREVIEW

Question 8

Question 8

How many equal parts are in quarters?

PREVIEW

Answer 8

Answer 8

4 equal parts

PREVIEW

Question 9

Question 9

True or false: One quarter of 12 is 3.

PREVIEW

Answer 9

Answer 9

True.

PREVIEW

Question 10

Question 10

Which sentence is correct?

A. Eighths have 6 equal parts.

B. Quarters have 3 equal parts.

C. Halves have 2 equal parts.

D. Fractions do not need equal parts.

PREVIEW

Answer 10

Answer 10

C. Halves have 2 equal parts.

PREVIEW

Well Done!

PREVIEW

Sukindi
LEARNING